



# THE EAGLE'S EYE

VOLUME 47 ISSUE 5

[marcoboatingclub.org](http://marcoboatingclub.org)

May 2026

Our Last Monthly Meeting of the season was held at The Burrow on Marco Island. Our guest speaker was Chief Frazzano, the Marco Island Police Chief, along with a Staff Marine Officer.




Photos courtesy of P/C Chris Ricci

## Shout Out

- To Lt/C Deb Ricci, S and P/C Andy Battaglia, SN, for their frequent contributions as club photographers for inputs to the Eagle's Eye

## Inside this Issue

Upcoming Events	<a href="#">on page 3</a>
Sunshine News	<a href="#">on page 4</a>
Bosun's Whistle	
Bridge Report	<a href="#">on page 5</a>
Education Report	<a href="#">on page 5</a>
Safety Report	<a href="#">on page 9</a>
On The Water Training	<a href="#">on page 10</a>
Boat Around Marco	<a href="#">on page 15</a>
Panther Key	<a href="#">on page 16</a>
Speakeasy	<a href="#">on page 16</a>
Captain Ted's	<a href="#">on page 18</a>



Marco Island Sail and Power Squadron Inc.

1114 N. Collier Blvd. Marco Island, FL 34145-2547

[marcoboatingclub.org](http://marcoboatingclub.org)

(239) 393-0150

**THE EAGLE'S EYE DEADLINE:** Members and Bridge are encouraged to submit material to the Editor by the 15<sup>th</sup> of the month or as requested by the editor. *The Eagle's Eye* is the official publication of the Marco Island Sail & Power Squadron (MISPS) with ten issues yearly.

Index of Sponsors	
Support our Sponsors! Tell them you saw their ad in <i>The Eagle's Eye</i>	
A-1 Fuel	<a href="#">on page 22</a>
Bottoms Up Hull & Prop	<a href="#">on page 4</a>
Condee	<a href="#">on page 22</a>
Edward Jones	<a href="#">on page 24</a>
Geoff Fahringer	<a href="#">on page 14</a>
Horizon Real Estate	coming soon!
Hull 2 Prop	<a href="#">on page 22</a>
Imperial Marine Construction	<a href="#">on page 27</a>
Island Automotive	<a href="#">on page 4</a>
Island Kitchen and Bath	<a href="#">on page 22</a>
Marco Island Furniture	<a href="#">on page 23</a>
Marco Yacht Sales	<a href="#">on page 18</a>
Rose Marina	<a href="#">on page 26</a>
Siegel Dental	<a href="#">on page 14</a>
Walker's Marine	<a href="#">on page 17</a>

**The EAGLE'S EYE** Above is an alphabetical list of our advertisers. When you visit one of these establishments and use their services, please tell them you are a member of the Marco Island Sail and Power Squadron and saw their advertisement here. We want them to know how much we appreciate their support for our publication and organization. Opinions expressed in *The Eagle's Eye* are those of the author of the article and do not necessarily represent the position of *The Eagle's Eye*, MISPS or USPS®. MISPS 2026©. All Rights Reserved.

**Trademark Disclaimer:** America's Boating Club® is a registered trademark of the United States Power Squadrons®. The USPS Ensign (Flag Design), "Wheel-and-Flag Design", "Officer Trident Design", "United States Power Squadrons®", "USPS", "The Ensign", "the Squadron" with flag graphic, "Paddle Smart", "USPS University", "Boat Smart", "Jet Smart", and "America's Boating Club™" are registered trademarks of United States Power Squadrons. The Squadron Boating Course is a service mark of United States Power Squadrons. The "USPS Trade Dress" is a trademark of United States Power Squadrons.

'Distinctive Communicator' is an award for publications that meet or exceed the defined criteria. *The Eagle's Eye* is recognized for this award.

*The Eagle's Eye* is a Copyright 2026 of Marco Island Sail & Power Squadron



## MISPS is a squadron in District 22




### BRIDGE

Commander	Cdr Christopher Frost, JN (848) 466-0230
Executive Officer	Lt/C Jim Addison, P (804) 690-1166
Educational Officer	Lt/C Jeff Williams, JN (504) 220-6524
Assistant Educational Officer	1/Lt Patricia Cavanagh, SN (239) 248-5815
Administrative Officer	Lt/C Deborah A. Rago (860) 798-0270
Assistant Administrative Officer	1/Lt Liz Scandone, S (781) 504-3304
Secretary	Lt/C Deborah Ricci, S (303) 261-5096
Assistant Secretary	1/Lt Carol Egan (507) 259-7602
Treasurer	Lt/C Gerald Cole, S (443) 801-4013
Assistant Treasurer	1/Lt Brian Thomas, P (614)- 688-4150


### THE EAGLE'S EYE STAFF

Editor/Publisher	Lt Jane Orsulak, P 571-294-2587 <a href="mailto:Jmo.abcd@gmail.com">Jmo.abcd@gmail.com</a>
Distribution	Lt Cliff Winings, SN
Advertising	P/D/C Gene Burson, JN 239-945-1775
Proof-Readers	Lt Dorothy A. Harkness, S P/D/C Ted Reiss, SN-CN
Photographer	Jane Orsulak or as labeled



## UPCOMING EVENTS 2026

Date	Event	Location	Day	Time	Page
<b><u>May 2026</u></b>					
5/1/2026 5/2/2026	D-22 Spring Conference (5/1 & 5/2)	Bradenton	Friday Saturday	1300 0900	
5/5/2026	Cards	Learning Center	Tuesday	1300	4
5/7/2026	Cruise - BYOE	White Horse Key	Thursday	1130	11
5/13/2026	Executive Board Meeting	Learning Center	Wednesday	0900	
5/13/2025	Captain's Meeting	Pelican Bend	Wednesday	1700	
5/15/2026	Luncheon	Smith House	Friday	1130	
5/19/2026	Sunset Cruise	Marco River	Tuesday	1830	13
5/19/2026	Cards	Learning Center	Tuesday	1300	4
5/19/2026	Silver Tridents Breakfast	Hoots	Tuesday	0830	
5/27/2026	Captain's Meeting	CJ's on the Bay	Wednesday	1700	
<b><u>June 2026</u></b>					
6/2/2026	Cards	Learning Center	Tuesday	1300	4
6/10/2026	Captain's Meeting	Dolphin Tiki Bar	Wednesday	1700	
6/10/2026	Executive Board Meeting	Learning Center	Wednesday	0900	
6/11/2026	Cruise/Drive	Island Gypsy	Thursday	1130	19
6/16/2026	Silver Tridents Breakfast	Hoots	Tuesday	0830	
6/16/2026	Cards	Learning Center	Tuesday	1300	4
6/24/2026	Captain's Meeting	Italian Deli	Wednesday	1700	
6/25/2026	Cruise - BYOE	Goodland Raft Up Near Crabby Lady / Paradise Found (near marker 7)	Thursday	1100	20
<b><u>July 2026</u></b>					
7/7/2026	Cards	Learning Center	Tuesday	1300	4
7/8/2026	Captain's Meeting	Patty Murphy's Pub	Wednesday	1700	
7/21/2026	Silver Tridents Breakfast	Hoots	Tuesday	0830	
7/21/2026	Cards	Learning Center	Tuesday	1300	4
7/23/2026	Cruise/drive/Lunch	Tavern on the Bay (Naples)	Thursday	1130	21
7/29/2026	Captain's Meeting	CJ's on the Bay	Wednesday	1700	



**THE EAGLE'S EYE EDITOR**  
**Lt Jane Orsulak**

Now that our monthly meetings held during the season are done until October, please note that there will be two Captain's meetings each month during the off season. Also, please note that we only publish the Eagle's Eye twice in the summer – the June/July and August/September issues are combined.

I appreciate all the photos that you all have shared with me so far, and hope that you will continue to send them my way for inclusion in the newsletters.

I welcome any comments and suggestions to the newsletter. Please email to [jmo.abcd@gmail.com](mailto:jmo.abcd@gmail.com)



**SUNSHINE NEWS**  
**Lt Kathleen Reynolds**

The memorial for squadron member P/C Dick Rogers will be 9 May 2026 at 2 PM at 4790 Aston Garden Way, Naples where he has lived for many years with Judy Crook. He was a member since 1994 with 19 merit marks and was the Commander in 2003-2004.

When these milestones occur for you, please forward the information on so that they can be shared with MISPS members. Simply send an email to [KReynol@aol.com](mailto:KReynol@aol.com). Thanks.

**BOTTOMS UP**  
**HULL & PROP**

3893 Mannix Dr, Naples, FL 34114  
(239) 775-9696



## “Hand, Knee & Foot” Card Game

Call: Lt Dorothy Harkness, S at 239-235-9336  
Email: [dorothyharkness@embarqmail.com](mailto:dorothyharkness@embarqmail.com)

Easy to learn this fun game ... nice to play while on cruises. Socialize with members of the squadron, give Dorothy a call ... 239-642-3575.



## May Birthdays

Happy birthday to the following MISPS members who are celebrating their birthdays this month. If we've missed your birthday, contact the Editor.

- 5/2 Tammy Dixon
- 5/6 Linda B. Spell
- 5/9 Nanette Rivera
- 5/11 Christopher Ricci
- 5/23 Christopher Frost
- 5/26 Kenneth J. Koos




**ASE** FL Reg. # MV-08348

**Serving Marco Island Since 1979**

Specialists in Imports & Domestic  
Antique & Classic Autos  
Carburetors & Fuel Injection  
Electrical, A/C, Brakes, & Tires  
Summer Auto Care

**Keith Pershing - Owner, Master Technician**

**239-394-1887** 801 East Elkcam Circle  
[carshows@islandautomotiveinc.com](mailto:carshows@islandautomotiveinc.com) Marco Island, FL 34145



**BOSUN'S Whistle Bridge Report**  
**Cdr Christopher Frost, JN**  
**Lt/C James Addison, P**  
**Lt/C Deborah Rago**



As we sail through spring and begin setting our course toward summer, the Squadron is easing out of high season and into a more relaxed cadence. Many of our members have begun their annual migration north, while those remaining aboard here in Southwest Florida are settling into the familiar rhythm of warmer days and quieter waters.

With the close of our education season and membership dinner meetings, we pause to recognize the steady hands that keep this vessel on course. Our sincere thanks go out to the dedicated volunteers who power our operations, events, and community outreach. Simply put, without this core crew, our Squadron would not be the vibrant and impactful organization it is today.

April brought a new experiment as we hosted our membership dinner meeting at The Burrow Restaurant and Bar, testing it as an alternative to the Lutheran Church with Kretch's catering. Early feedback has been positive on both the venue and our speaker from the Marco Island Police Marine Division. As we begin charting plans for the 2026–2027 season—starting with our October dinner meeting—we welcome your input. We're also continuing to evaluate the "entertainment" portion of our meetings. Over the past two years, we've mixed in activities like trivia, bingo, and line dancing alongside guest speakers. The question remains: what course should we steer? Speaker-focused, activity-driven, or a hybrid of both? Your feedback will help set the heading.

April delivered some of the best of what we do—time on the water. Taking advantage of the warming weather, we enjoyed a trio of outings: the ever-popular Boat Around Marco, a laid-back BYOE gathering at Panther Key, and a combined cruise and drive to the Naples Boat House. As always, strong turnout and even stronger camaraderie made for

memorable days.

This month also marks a transition below deck, as we shift focus toward improvements at the Learning Center. Plans are underway to renovate the storage room into a more efficient, organized space—true to the mariner's creed of "a place for everything, and everything in its place." A final scope was completed in April, materials are on order, and we expect the project to be completed well ahead of the October education season. Many have already stepped up to lend a hand, including Lt/C Jerry Cole, S, P/D/C Ted Reiss, SN-CN, Cdr Chris Frost, JN, P/C Chris Ricci, P and Lt/C Jim Addison, S—but there's always room for more crew. If you're willing to pitch in, please reach out to Jim Addison.

In keeping with the easygoing tempo of the season, we're doubling our Captain's Meetings (Happy Hours) from once to twice per month. We'll continue to rotate locations to keep things fresh—unless the crew signals a preference to drop anchor in more familiar harbors.

Looking ahead, May still holds a full chart of activity, including the District 22 Spring Conference, a BYOE to White Horse Key, lunch at the Smith House, and a sunset cruise to close out the day in proper fashion.

As always, wherever your course may take you, we wish you smooth seas, steady winds, and a following tide.

- Chris Frost:** Commander – Squadron-3125
- Jim Addison:** Ex/O – Squadron
- Debbie Rago:** A/O – Squadron

**Education OFFICER**  
**Lt/C Jeff Williams, JN**



**Safeguarding Your Boat During Hurricane Season**

June 1st marks the beginning of hurricane season. Have you thought about what you will do to protect your boat should a hurricane visit us this year? The best time to plan for the safety of your boat, where it will best survive a storm and what

protective steps you should take when a hurricane threatens is right now. Develop your plan, choose the most storm-worthy location possible to secure your boat, and make sure you have the equipment and materials to execute the plan long before a hurricane warning is posted.

### What to Expect

Preparing your boat for a hurricane means defending against wind, waves, rain and high water.

The damaging influence of high water, or storm surge, is often underestimated in preparing a boat for a storm. Storm surge raises the water level far above normal high tide, lifting boats above their docks and pilings. Surge accounts for major damage to boats because it puts docks and dock line arrangements underwater as the boat tries to float above.



Wind force, and the damage it causes, increases exponentially. A doubling wind speed increases the force on your boat four times. To put it in practical terms, when the wind speed increases, the damage it causes increases at a much greater rate. This illustrates the importance of reducing the boat's windage, which is the amount of area your boat presents to the wind, by removing as much rigging, canvas, and deck gear as possible, and facing the bow toward the greatest exposure.

Torrential rain can sink boats if the rainwater is allowed to collect inside the boat. Cockpit decks are seldom 100% watertight, and the ability of a bilge pump and battery to handle rain accumulation is often overestimated. Deck drains and pump discharges located near the waterline can backflow when waves and the weight of rainwater put drains underwater.

These are all risks you should take into consideration

when making your plan. Consider scenarios specific to where your boat will be located during a storm and plan for measures you can take to reduce and manage those risks.

Here are essential measures and best practices to keep your boat safe during hurricane season:

#### 1 Develop a Hurricane Plan

- **Know Your Options:** Decide in advance whether you'll haul your boat out of the water or secure it in place. Review marina or storage facility policies regarding hurricanes.
- **Assign Responsibilities:** If you're unable to prepare your boat yourself, designate someone reliable to execute your hurricane plan.
- **Develop a Hurricane Preparation Worksheet:** United States Power Squadron (USPS) and Boat US have a worksheet template you can download that will help you organize your plan.
- **Check your Marina Contract:** Review the contract to find out what requirements and responsibilities you have in the event of a hurricane.

#### 2 Secure Your Boat Properly

- **On a fixed dock:** Double up dock lines, using chafe protectors where lines pass through chocks. Use longer lines secured to distant pilings to allow for storm surge and tie your boat away from docks if possible. Storm dock lines should be at least as long as the boat. Check for break points such as cleats, pilings, chafe points and fix them ahead of time.
- **On a floating dock:** Because they rise with the surge, floating docks allow boats to be secured more readily than boats at a fixed dock, there is no need to run long lines to distant pilings because the boats and docks rise in tandem. However, the floating docks only offer protection from surge if the pilings are tall enough to accommodate the predicted surge.
- **On a Mooring:** Inspect the mooring's condition and upgrade to heavier lines and stronger hardware if needed.



- On a lift: Tie the boat securely to its lifting machinery to prevent the boat from swinging or drifting away. Plug the engine's exhaust outlet and strip the boat. Make sure cockpit drains are free of debris. Remove the drain plug so the weight of accumulated rain water won't collapse the lift.
  - In a hurricane hole: Whenever canals, rivers, or waterways are available, they serve as shelters, hurricane holes, and may offer an alternative to crowded harbors and marinas. Your mooring arrangement will depend on the nature of the hurricane hole.
  - On Land: Store your boat on high ground, away from trees and power lines. Secure it with tie-downs and remove the drain plug to prevent flooding.
- 3 Remove or Secure Loose Items
- Clear the Deck: Reduce windage by removing sails, canvas, biminis, electronics, cushions, and any loose gear that could become airborne or cause damage.
  - Secure Hatches and Ports: Make sure all openings are watertight to prevent water intrusion.
- 4 Protect Your Boat's Hull and Engine
- Fenders: Place extra fenders along the hull to reduce impact damage.
  - Seal Openings: Use duct tape or specialty covers to seal vents, hatches, and companionways.
  - Engine Prep: Shut off fuel lines, close

seacocks, and disconnect batteries to prevent electrical fires and flooding.

- 5 Document Your Preparation
- Photograph Everything: Take pictures of your boat before and after storm preparations for insurance purposes.
  - Keep Records: Maintain an inventory of equipment and valuables onboard.
- 6 Review Your Insurance Policy
- Understand Your Coverage: Make sure your policy covers hurricane damage and know the steps for filing a claim if needed.
- 7 Stay Informed and Act Early
- Monitor Weather Updates: Monitor National Hurricane Center's Analyses & Forecasts for hurricane tracks, expected arrival times and anticipated wind, storm surge and rain levels in your area. Stay tuned to Weather apps, NOAA Weather Radio, and local TV advisories for information on approaching hurricanes.
  - Act Quickly: Don't wait until the last minute—early action ensures you have the time and resources to secure your boat properly.

### Conclusion

Preparation is your best defense against hurricanes. By following these best practices, you can protect your investment and ensure your boat weathers the storm as safely as possible. Stay safe, stay informed, and make hurricane readiness a priority this season!

For more information, enroll in our "Hurricane Preparation for Boaters" seminar that's available as an online course or as a classroom seminar.

Safe boating.



# Boat Owner's Hurricane Worksheet

Use this worksheet, after reading the material in this guide, to adapt it to your own circumstances. Then be sure to distribute copies to your alternates as well as your marina owner/manager.

**Boat's Name:** \_\_\_\_\_ Length: \_\_\_\_\_ Model: \_\_\_\_\_  
**Your Name:** \_\_\_\_\_  
**Address:** \_\_\_\_\_  
**City:** \_\_\_\_\_ **State:** \_\_\_\_\_ **Zip:** \_\_\_\_\_  
**Phone Day:** \_\_\_\_\_ **Night:** \_\_\_\_\_

**Alternates/Caretakers (if you are not available):**

**Name:** \_\_\_\_\_  
**Address:** \_\_\_\_\_  
**City:** \_\_\_\_\_ **State:** \_\_\_\_\_ **Zip:** \_\_\_\_\_  
**Phone Day:** \_\_\_\_\_ **Night:** \_\_\_\_\_  
Has Boat Keys? \_\_\_\_\_ Access to Hurricane Equipment? \_\_\_\_\_

**Name:** \_\_\_\_\_  
**Address:** \_\_\_\_\_  
**City:** \_\_\_\_\_ **State:** \_\_\_\_\_ **Zip:** \_\_\_\_\_  
**Phone Day:** \_\_\_\_\_ **Night:** \_\_\_\_\_  
Has Boat Keys? \_\_\_\_\_ Access to Hurricane Equipment? \_\_\_\_\_

**Boat's Current Location:** \_\_\_\_\_  
**Slip #:** \_\_\_\_\_  
**Marina Name/Address:** \_\_\_\_\_

**List All Equipment Needed Aboard to Prepare Boat:**

<i>Equipment</i>	<i>Current Location</i>
1. Extra Lines	_____
2. Chafe Protectors	_____
3. Fenders	_____
4. Anchors	_____
5. Swivels	_____
6. Shackles	_____
7. Duct Tape	_____
8. Plugs (Exhaust Ports)	_____
9. _____	_____
10. _____	_____

**List Equipment To Be Stripped from Boat:**

<i>Equipment</i>	<i>Storage Location</i>
1. Electronics	_____
2. Dinghy	_____
3. Outboard/Fuel	_____
4. Sails	_____
5. Bimini	_____
6. Galley Fuel	_____
7. Ship's Papers	_____
8. Personal Effects	_____
9. _____	_____
10. _____	_____

**Planned Location During Hurricane:** \_\_\_\_\_

**If at a Dock:** Slip #: \_\_\_\_\_  
**Marina Name/Address:** \_\_\_\_\_

Additional Lines #: \_\_\_\_\_ Length: \_\_\_\_\_ Size: \_\_\_\_\_  
Chafe Gear: \_\_\_\_\_ Fenders: \_\_\_\_\_

**If at a Hurricane Hole:**

Travel Time by Water from Present Location: \_\_\_\_\_  
Are There Any Bridges? \_\_\_\_\_  
If Yes, Will They Open Prior to Hurricane? \_\_\_\_\_  
Has Owner of Surrounding Land Been Contacted? \_\_\_\_\_  
How Will the Skipper Get Ashore? \_\_\_\_\_  
Type of Bottom: \_\_\_\_\_ Depth: \_\_\_\_\_  
Additional Anchor Needed: #: \_\_\_\_\_ Size(s): \_\_\_\_\_  
Type(s): \_\_\_\_\_  
Additional Lines: #: \_\_\_\_\_ Length: \_\_\_\_\_ Size: \_\_\_\_\_  
Additional Chain: #: \_\_\_\_\_ Length: \_\_\_\_\_ Size: \_\_\_\_\_  
Chafe Gear: \_\_\_\_\_ Swivel: \_\_\_\_\_ Shackle(s): \_\_\_\_\_

**If at a Mooring/Anchorage:**

Has Mooring Been Inspected Within the Last Six Months? \_\_\_\_\_  
How Will the Skipper Get Ashore? \_\_\_\_\_  
Type of Bottom: \_\_\_\_\_ Depth: \_\_\_\_\_  
Mooring Line Should Be Extended \_\_\_\_\_ to Increase Scope  
Additional Anchors Needed: #: \_\_\_\_\_ Size: \_\_\_\_\_  
Type(s): \_\_\_\_\_  
Additional Lines: #: \_\_\_\_\_ Length: \_\_\_\_\_ Size: \_\_\_\_\_  
Additional Chain: #: \_\_\_\_\_ Length: \_\_\_\_\_ Size: \_\_\_\_\_  
Chafe Gear: \_\_\_\_\_ Swivel: \_\_\_\_\_ Shackle(s): \_\_\_\_\_

**Diagram of Proposed Hurricane Docking/Mooring Arrangement:**



**If Stored Ashore:**

Windage Reduced by Stripping Sails, Furling Gear, Bimini, Antennas? \_\_\_\_\_  
Blocking Adequate for Storm Conditions? \_\_\_\_\_  
What Arrangements Have Been Made for Hauling? \_\_\_\_\_  
Storage Location: \_\_\_\_\_  
Contact Name (Marina/Property Owner): \_\_\_\_\_  
Phone #: \_\_\_\_\_

**SAFETY OFFICER**  
**Lt Geoff Fahringer, AP**



## FIRST AID KITS


Whenever I teach a CPR-AED First Aid class, the subject of first aid kits always comes up. As you can imagine, when it comes to first aid kits, I am a bit obsessive. I have a first aid kit in both my boats, both my cars, and my gun bag when I go to the range. When I travel, in my carry-on is a small backpack with – you guessed it – a first aid kit including a tourniquet in the bottom pocket. The reason I mention this is because every first aid kit could be involved in different types of first aid incidents, so the kits themselves should be packed differently.

The other subject that comes up is where can I buy one and the discussion of complete ready-to-go kits you see online. My guess is you golfers out there didn't buy a set of clubs and that was that. From that basic set, I am sure a sand wedge, 7 wood and a new putter soon joined the clubs. Same thing for those who fish. I would like to meet that guy or gal who bought that tackle box on Amazon and never added a jig, spinner or plug to it. It's the same thing with first aid kits.

Ask yourself what this kit will be used for and where it will be stored. A first-aid kit in a boat, for example, should be larger and more diversified than the one in your car. The next question is, how will I carry my first aid equipment? I am not a big fan of the lightweight plastic boxes or soft side zipper bags that many complete kits come in. My first aid kits are all in plastic ammo boxes with a positive locking system so drops and bumps will not have an impact. Those ammo boxes are easy to find at many hardware stores, big chain stores and online. And the stuff you need to add to that basic box is also easy to find locally and online. Standard basic kits typically include items such as adhesive bandages in a variety of sizes, from Band-Aids to large 2x2 or larger sizes, gauze pads, medical tape, alcohol wipes, antibiotic ointment, instant cold packs, disposable gloves and other wound cleaning supplies. It's a good start, but you need to customize each box to where it will end up.

Let's look at that first aid kit in your boat and in your

car. One of the most common problems you will encounter is cuts, abrasions and bleeding. Stopping the bleeding is the issue here. Obviously, you need Band-Aids, antibiotic cream and some way to clean the wound like those alcohol wipes. But think a bit bigger on that. How about Bactine MAX in that first aid kit to clean that wound along with an antibiotic cream? Also consider having a small bottle of HIBICLENS for hand washing and cleaning the area around the wound, if soap and water is not readily available. Bandages should range from normal 4x4 size gauze pads up to an abdominal size pad for heavy bleeding, gauze wrap and MedFix dressing retention tape.



If you are going to do any offshore boating or travel in an area where medical assistance is some distance away, a tourniquet is a must. Tourniquets can be found online along with many other items.

Tourniquets are a go-to item for all law enforcement officers and many others. Our oldest son was a Captain in the ARMY and flew a medivac BLACK HAWK on two tours in IRAQ, they put tourniquets on many of the injured persons they treated. I had both my knees replaced in Dec 2016, and yep, tourniquets on both legs. Our local first responders have had many successful saves by quickly applying a tourniquet. The trick is quickly applied. You can buy simple tourniquets online; they come all closed up and wrapped in plastic.

If you have an amputation for example, by the time you unwrap that tourniquet and open it up, it could be too late. Once you get one, take it out of the plastic, open the loop up all the way and then fold it closed.

And here's a thought, practice putting it on and learning how it works, which is what you should do

with all your first aid tools. For example, do you know how to put that one-way valve into the hole of your CPR mask?

All you need to do is take a moment and consider what you might encounter and what you would need. On a boat, how about someone not breathing? A one way valve CPR mask is a must. How about someone who is wet and cold? Add an emergency thermal blanket. Sprain, bumps and bruises? How about a cold pack and a moldable splint?

For my car kit (and thinking about car accidents), stop the bleed again is my primary concern. But in this kit, as in my boat kit, I also want a one-way CPR mask in case I encounter a cardiac arrest in a parking lot.

Speaking of cardiac arrest, look into the APP Pulse Point. This APP is connected to the local 911 dispatch center, in our case the Collier County EMS center. This APP will tell you what is going on in your area, and you can set it (once you have taken a first aid class -- PLEASE!) to alert you if someone in your area has suffered a cardiac arrest and needs help. A properly equipped AED will have some extra tools attached in a bag, but unfortunately not all AED's do.

When I teach CPR and then the AED portion of the class, I explain that you need to get the arrow through the heart. What does that mean? It means you need to get a good attachment, good adhesion to the victim's skin with the AED pads for the machine to work properly.

In your first aid kit consider putting in a small, zippered bag, a GO-TO bag of sorts containing scissors, a disposable razor, a one-way valve CPR mask along with some disposable gloves. This way, if the victim has excessive hair on his chest, you can use the scissors to both cut away the victim's shirt along with trimming and shaving the hair off the areas where the pads need to go.

I have mentioned disposable gloves twice so far in this article. We MUST always consider our safety in these emergency scenes. If a person is bleeding, could he or she have hepatitis or other blood borne illnesses? I not only have disposable gloves in all my first aid kits, but in the glove box of both my cars. How about the masks we were forced to wear just a few years ago? Still have a few hanging around in a drawer somewhere? Throw a couple in your first aid

kit too. If someone you're helping is coughing, could that person have a cold, flu, COVID or even TB? Mask up!

See, it's easy. Just go over some ideas, some past experiences, and plan accordingly. Once you have your different first aid kits set up, don't stop studying the subject. When going to a doctor's appointment, ask him or her what their suggestions might be. Trip to an urgent care center? Same thing. Look around and see if there is something you could add. Go on YOUTUBE and check out some how-to videos. Be aware that those videos **could** be accurate, BUT there is no real control of the subject information so a grain of salt please on anything you see.

And one last thing, take a first aid class! Watch our MISPS newsletter and emails on the schedule for all of our classes!

### On The Water Training

Are you ready for On Water Training? Will it increase your



confidence in running your boat? Geoff Fahringer and Ted Reiss are now able to offer free OWT on your boat. No boat is too big nor too small with any number of engines. What would you like to learn? Would extra classroom sessions have a benefit? If YES to any of these questions, contact Geoff and/or Ted. Let us know your thoughts, comments, interests, and availability so we can put together a unique plan to improve your boat handling skills.

Ted: [capttedr@yahoo.com](mailto:capttedr@yahoo.com) 239-213-8722

Photos courtesy of P/D/C Ted Reiss

## WHITE HORSE KEY IS THE PLACE TO BE!



Come join your friends Thursday, May 7 for a daytime

getaway to the white sands of White Horse Key!

(White Horse Key Coordinates are: 25° 52.02'N and 081° 34.36' W)

- Meet at White Horse Key at 11:30, or,
- Share a boat ride with your friends, or,
- Contact Deb Ricci or Jim Addison if you would like to follow a lead boat



A BYOE Event—Bring Your Own Everything ( Food, Drinks, Um-brella, Chair, Lotion, Shelling Bucket, etc.)

Contact Liz Scandone at [escandone@gmail.com](mailto:escandone@gmail.com) or 781-504-3304 or

Jim Addison at [James.H.Addison@aol.com](mailto:James.H.Addison@aol.com) or 804-690-1166 if you plan to attend

**White Horse Key is accessible only by boat.**

**MISPS Lunch at Smith House  
May 15th at 11:30 am**

**210 Royal Palm Drive, Marco island**



For 32 years, Tony and Martina ran the Tigertail Beach concessions, serving locals and visitors alike. In 2020, they expanded their passion for hospitality by opening the **Smith House Restaurant and Bakery**, quickly followed by **The Boardroom Tavern** in 2021. Both establishments have become beloved spots on Marco Island, celebrated for their inviting atmosphere,

---

**To reserve your spot by May 11th—contact:  
Liz Scandone at [escandone@gmail.com](mailto:escandone@gmail.com) or  
781-504-3304**

---

[marcoboatingclub.org](http://marcoboatingclub.org)

# Sunset Cruise

May 19th

Rendezvous: 6:30pm

Come join us for an evening of serenity and comradery as we celebrate another beautiful sunset on Marco Island. We will rendezvous at 6:30 pm off the docks of the Snook Inn and watch the sunset near Red Marker 14 in the north end of the Marco River .



To participate in this wonderful evening cruise contact:  
Jim Addison : [James.H.Addison@aol.com](mailto:James.H.Addison@aol.com) or 804-690-1166



**WE WILL HAIL ON CHANNEL 16 AND TALK ON CHANNEL 78.**

f.



# Siegel Dental

121 South Barfield Drive  
*located in the Shops of Marco*  
239-259-8073




**DOWNING-FRYE  
REALTY, INC.**

**(239) 253-4091**

Gfahring@yaho.com

2024 President, Marco Island Area  
Association Of Realtors.

886 Park Avenue Marco Island Fl 34145



**Geoff Fahringer**  
REALTOR®

I have been a realtor in the Marco Island and Naples area for 30 years. I'm experienced in single family home, lot and condo sales, new construction, spec home construction and rental income properties. I was the 2024 president of the Marco Island Association of Realtors. If you, your family or friends are interested in buying or selling properties in the Marco Island area or have any real estate questions about the market, please call me today.

*Geoff*

## BOAT AROUND MARCO – April 14, 2026

The Boat around Marco is an annual favorite, especially among our new members who may not be as familiar with our waters. It's a great way to learn about our unique waterways. After being rescheduled twice due to weather, the trip finally got underway on April 14. P/D/C Ted Reiss provided narration, describing especially tricky navigation spots, and provided general information about the island and the landmarks we see from the water.



Photos courtesy of Lt/C Deb Ricci

## Panther Key – April 16, 2026

Lt/C Jerry Cole and Lt Susan Cole led the excursion to Panther Key, a beautiful, remote island just south of Marco Island.



Photos courtesy of Lt/C Deb Ricci

## Captain's Meeting, Speakeasy – April 22, 2026



Photos courtesy of Lt/C Deb Ricci

# Join the Walker's Marine Family

Premium Boats, Exceptional Service  
& Unforgettable Experiences!



## Your Perfect Boat is Waiting

Explore online or stop by one of our six locations in Lee & Collier counties.



**COBIA** **HARRIS** **HEWES** *Maverick* **PATHFINDER** **P** **REGAL** **TIARA**  
Fish the Legend. ANGLER DRIVER PURSUIT YACHTS

CAPE CORAL, FORT MYERS, FT. MYERS BEACH  
NAPLES & MARCO ISLAND

walkersmarine.com

Scan Code  
to Explore

**“CAPTAIN TED’S CORNER”**  
**P/D/C Ted Reiss, SN-CN**



- 1) When is the best time to work a boat into a slip?
  - a) At slack water
  - b) When the current is setting against you
  - c) When there is a cross current
  - d) When the wind is against you
- 2) Which term defines when a boat turns broadside to heavy seas and winds, thus exposing the boat to the danger of capsizing?
  - a) Yawed
  - b) Trimmed
  - c) Pitchpoled
  - d) Broached
- 3) Some lights used as aids to marine navigation have a red sector to indicate a danger area. How are the

limits of a colored sector of light listed in the Light List?

- a) Bearings given in the Light List are always magnetic
  - b) True bearings as observed from the light toward a vessel
  - c) True bearings as observed from a vessel toward the light
  - d) Geographical positions outlining the area of the sector
- 4) **BOTH INTERNATIONAL & INLAND** What would be a "special circumstance" under the Rules?
- a) Speed in fog
  - b) More than two vessels crossing
  - c) Vessel at anchor
  - d) Two vessels meeting

Answers: : 1 A, 2 D, 3 C, 4 B



- ✳ New & Brokerage Boat Sales
- ✳ Outboard & Vessel Services
- ✳ Boat Storage & Transport



Established in 2016, Our Sales & Service is a locally founded business built from the ground up. Proud to be "the local guys" we are committed to serving the Marco Island and Naples communities with integrity and expertise. As the island's leading marine service company, we take pride in being family-owned and operated.

761 E. Elkcam Cir. Marco Island  
 239-970-5563



# AMERICA'S BOATING CLUB

## Marco Island Sail & Power Squadron

Cruise or Drive to The Island Gypsy

For Lunch on Thursday, June 11th at 11:30 am



Located at 292 Capri Blvd on the Isle of Capri

Come join in with your friends from the MISPS to sample some of the freshest seafood in the area, or share a mound of onion rings or a giant piece of carrot cake at the locally famous Island Gypsy Café. Come by boat or car to enjoy great food and comradery and we dare you to eat the carrot cake by yourself! Hope you can make it!

**To reserve your spot for the lunch contact Liz Scandone by June 8th at [escandone@gmail.com](mailto:escandone@gmail.com) or 781-504-3304**

## Goodland Raft Up!

Come join your friends Thursday, June 25 for  
a daytime getaway!



- Meet between ATONS 7 & 8 near the Crabby Lady in Goodland
- Plan to Arrive around 11:30 AM
- Bring you own boat or share a boat ride with your friends
- This is a BYOE Event—Bring Your Own Everything (Food, Drinks, and means to stay cool!)

Contact **Liz Scandone** at [escandone@gmail.com](mailto:escandone@gmail.com) or **781-504-3304**  
if you plan to attend



## **Cruise & Lunch**

At The

## **Tavern on the Bay**

**Thursday, July 23, 2026 @ 11:30 AM**



**Tavern on the Bay  
489 Bayfront Pl, Naples, FL 34102**

*To reserve your spot contact:  
**Deb Ricci: [debh.ricci@gmail.com](mailto:debh.ricci@gmail.com) or  
303-261-5096***

*If you would like to boat to this  
event and need a ride Contact:  
**Jim Addison:  
[James.H.Addison@aol.com](mailto:James.H.Addison@aol.com) or  
804-690-1166***



**DON'T GET ROBBED  
PAYING HIGH  
MARINA PRICES!**



We deliver fuel right to your dock –

- Volume & payment discounts
- Fast, reliable dockside delivery
- High-Quality Marine Gas, & Dyed Diesel
- Fuel delivery to construction sites and generators as well

Family Owned & Operated Since 2000

**Call or Text: 239-246-4777**  
PROUDLY SERVING LEE & COLLIER COUNTIES



**ISLAND KITCHENS & BATHS**

REMODEL & DESIGN CENTER

**IT'S ALL IN THE Design!**

[www.ikbmarco.com](http://www.ikbmarco.com)

Stop by our showroom at  
575 E. Elkcam Circle

**Condee**  
Cooling & Electric, Inc.  
*Serving Marco Island & Naples Since 1969.*

**24 Hour Phone**  
**(239) 394-5121**

25 Front Street - Marco Island  
[www.condee.com](http://www.condee.com)

**H2P HULL 2 PROP**  
**(239) 316-8922**

[www.Hull2Prop.com](http://www.Hull2Prop.com)  
[Info@Hull2Prop.com](mailto:Info@Hull2Prop.com)

**Hull Cleaning**

24/7 EMERGENCY SERVICE

- Hull Cleaning • Propeller Service • Salvage • Hull Surveying
- Anodes (Zincs) • Cutless Bearings • Captaining • Emergency Service

# Marco Island Mattress & Furniture

## STOREWIDE SALE!

### ONE STOP SHOPPING!



*Furniture for every lifestyle*

- We Carry Over 150 Brands Of Furniture
- Large Selection Of Occasional Chairs and Tables
- Art & Accessories, Lighting
- Over 30 Recliners In Leather/Fabric On Display
- Lift Recliners

## EVERY MATTRESS ON SALE!

ADJUSTABLE BEDS • UPHOLSTERED, WOOD & METAL BEDS  
DAY BEDS • MURPHY BEDS • SLEEP SOFAS



Save On Custom Outdoor Kitchens

More Than 1,000 Coastal Rugs To Choose From

WINDOW TREATMENTS: Four Famous Brands



Monday - Saturday 10 AM - 6PM  
713 Bald Eagle Drive, Marco Island, FL 34145  
• 239-970-4095 •

[www.MarcoIslandFurnitureAndDesign.com](http://www.MarcoIslandFurnitureAndDesign.com)  
**110% Lowest Price Guarantee!**

# Boating Activities Calendar

Date	Event	Day	Time
7-May	Cruise - BYOE - White Horse Key	Thursday	1130
19-May	Sunset Cruise - Marco River	Tuesday	1830
11-June	Cruise/Drive to Island Gypsy	Thursday	1130
25-June	Cruise – BYOE, Goodland raft-up near Craby Lady	Thursday	1100
23-July	Cruise/drive/Lunch to Tavern on the Bay (Naples)	Thursday	1130

For questions, contact Boating Chair 1/Lt Liz Scandone,S (781) 504-3304

For boating/lunch reservations, contact Deb Ricci, S (303) 261-5096 [debh.ricci@gmail.com](mailto:debh.ricci@gmail.com)

**Edward Jones**

**Our Island,  
Your Legacy,  
Edward Jones.**

 **Bob Weigel**  
 Financial Advisor  
 950 N Collier Blvd Suite 207  
 Marco Island FL 34145  
 239.970.8100 [bob.weigel@edwardjones.com](mailto:bob.weigel@edwardjones.com)  
[edwardjones.com/bob-weigel](http://edwardjones.com/bob-weigel)





### **CLUB MEMBER SPONSORSHIP RECIPIENTS**

The Marco Island Sail and Power Squadron, Americas Boating Club, has a Club Business Sponsorship program for the businesses in the area to support the Club's mission through contributions to the Wine & Hors d'Oeuvres Party fundraiser. The question was raised as to possibly of having a club member sponsorship program.

The Club Member Sponsorship program was created this year. The guidelines for this recognition are that the members be in good standing in the club and have donated an amount greater than \$200 to the fundraiser.

These members will be recognized in each issue of the Eagle's Eye all year.

Marco Island Sail and Power Squadron wants to recognize the following members as the Club Member Sponsors for 2026.

Jim & Merianne Addison	Sonny & Nancy McKay
Andrea Battaglia	Dave & Cookie Metzler
Tim Benincasa & Jane Orsulak	Tom & Lynn Morr
Gene & Wanda Burson	Debbie & Nick Rago
Dave & Linette Chaney	Chris & Deb Ricci
Jerry & Susan Cole	Richard Siegel
Randy & Carol Egan	Carl & Sheila Thieme
Geoff & Kathie Fahringer	Brian & Melinda Thomas
Ed & Cloe Gerri	Howie & Ann Vreeland
Lee & Dorothy Harkness	Peter & Rosemarie Zavatsky
Eric & Rebecca Martin	



Marco Island's Premier Marina  
951 Bald Eagle Drive, Marco Island FL 34145  
239-394-2502  
[www.rosemarina.com](http://www.rosemarina.com)



Boat Sales



Transient Dockage



Service



Storage / Slips



Shopping



Special Event Venue

Rose Marina encompasses 3 acres of waterfront on beautiful Marco Island. We are 90 miles north of Key West and home to the region's largest and most famous charter fishing and sightseeing fleet.

"Where Great Price and Quality Work Meet"

**ASK ABOUT OUR ANNUAL  
MARINE SERVICE PLAN!**

- Docks
- Decks
- Boat Lifts
- Riprap
- Seawalls
- Tie Backs
- Pile Wrap
- Repairs
- Maintenance
- Free Estimates



**IMPERIAL**  
Marine Construction, Inc.



*Serving Marco Island, Naples Florida and the Surrounding Area.*

**601 E Elkcam Cir Unit B2, Marco Island, FL 3414**

Monday to Friday 8am to 5pm • Saturday 8am to Noon

**239-272-6952 • [www.ImperialMarineConstruction.com](http://www.ImperialMarineConstruction.com)**

Licensed & Insured • Family Owned & Operated